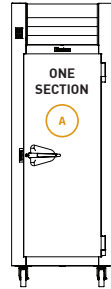


G-SERIES ACCESSORY KITS

1 Section Models

G-Series Accessory Kit Location Guide:

Each kit includes all necessary mounting hardware except where noted. All G-Series accessory kits are pre-packaged for easy installation at the job site.



One Section Models



TRAY SLIDES

- G1ACC-TK1
- G1ACC-TK2
- G1ACC-TK4
- G13ACC-1EZ
- G13ACC-UEZ
- G13ACC-HDUEZ

SHELVES

- G1ACC-SHLF1
- G1ACC-SHLF2
- G1ACC-SHLF5
- G1ACC-BTL5
- G12ACC-BTL1

DESCRIPTION	MODEL	HEATED CABINET	REFRIG. / FREEZER
EZ-CHANGE KITS			
(4) pairs #1 tray slides with pilasters per 1/2 section (top or bottom)	G13ACC-1EZ	Available	Available
(3) pairs universal with pilasters per 1/2 section (top or bottom)	G13ACC-UEZ	Available	Available
(3) pairs heavy duty universal with pilasters per 1/2 section (top or bottom)	G13ACC-HDUEZ	Available	Available
TRAY SLIDES			
(8) pairs #1 tray slides includes pilasters per full section	G1ACC-TK1	Available	Available
(2) pairs #4 tray slides includes pilasters per full section	G1ACC-TK2	Available	Available
(7) pairs universal tray slides includes pilasters per full section	G1ACC-TK4	Available	Available
SHELVES			
(3) epoxy coated shelves on pins	G1ACC-SHLF1	Not Available	Available
(3) epoxy coated shelves on pilasters	G1ACC-SHLF2	Not Available	Available
(1) epoxy coated shelf with pins & clips	G1ACC-SHLF5	Not Available	Available
(5) bottle shelves with mounting hardware (glass door models only)	G1ACC-BTL5	Not Available	Available
(1) bottle shelf with clips without mounting hardware (glass door models only)	G12ACC-BTL1	Not Available	Available

OPTIONS

DESCRIPTION	PRICE
Export Crating	Available

OTHER ACCESSORY KITS – FOR ALL G-SERIES REFRIGERATOR, FREEZER & HEATED MODELS

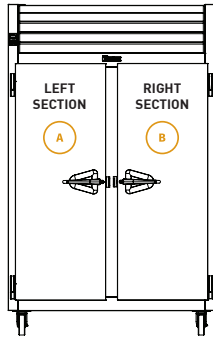
DESCRIPTION	MODEL	PRICE
Set of (4) 6" high legs	GSACC-LEGS	Available
Set of (4) 6" high casters	CK1	Available
Set of (4) 4-5/8" high casters	CK3	Available
Set of (4) 2-3/4" high casters	CK14	Available
Set of (4) 6" stainless steel flanged legs	LK3	Available
(1) pair #1 type tray slides (Must order pilasters. Consult factory for other tray slide and pilaster kit options.)	GSACC-#1TS	Available
(1) pair #4 type tray slides (Must order pilasters. Consult factory for other tray slide and pilaster kit options.)	GSACC-#4TS	Available
(1) pair universal type tray slides (Must order pilasters. Consult factory for other tray slide and pilaster kit options.) (excludes 2 section heated cabinets only)	GSACC-UVTS	Available
(1) pair EZ-Change #1 type tray slides (Must order pilasters. Consult factory for other tray slide and pilaster kit options.)	GSACC-1EZ	Available
(1) pair EZ-Change universal type tray slides (Must order pilasters. Consult factory for other tray slide and pilaster kit options.)	GSACC-UEZ	Available
(1) pair EZ-Change heavy duty universal type tray slides (Must order pilasters. Consult factory for other tray slide and pilaster kit options.)	GSACC-HDUEZ	Available
(1) set pilasters and clips for shelves (Not applicable for tray slides)	GSACC-PLSTS	Available

G-SERIES ACCESSORY KITS

2 Section Models

G-Series Accessory Kit Location Guide:

Each kit includes all necessary mounting hardware except where noted. All G-Series accessory kits are pre-packaged for easy installation at the job site.



Two Section Models

A		B	
TRAY SLIDES	SHELVES	TRAY SLIDES	SHELVES
■ G23ACC-TK1LR	■ G23ACC-SHLF1	■ G23ACC-TK1LR	■ G23ACC-SHLF5
■ G23ACC-TK2LR	■ G23ACC-SHLF2	■ G23ACC-TK2LR	■ G23ACC-SHLF6
■ G23ACC-TK4LR	■ G23ACC-SHLF9	■ G23ACC-TK4LR	■ G23ACC-SHLF11
■ G23ACC-1EZ	■ G2ACC-BTL5	■ G23ACC-1EZ	■ G2ACC-BTL5
■ G23ACC-UEZ		■ G23ACC-UEZ	
■ G23ACC-HDUEZ		■ G23ACC-HDUEZ	

DESCRIPTION	MODEL	HEATED CABINET	REFRIG. / FREEZER
-------------	-------	----------------	-------------------

EZ-CHANGE KITS

LEFT AND RIGHT SECTION:			
(4) pairs #1 tray slides with pilasters per ½ section (top and bottom)	G23ACC-1EZ	Not Available	Available
(3) pairs universal with pilasters per ½ section (top and bottom)	G23ACC-UEZ	Not Available	Available
(3) pairs heavy duty universal with pilasters per ½ section (top and bottom)	G23ACC-HDUEZ	Not Available	Available

TRAY SLIDES

LEFT AND RIGHT SECTION:			
(8) pairs #1 tray slides (with pilasters) per full section	G23ACC-TK1LR	Not Available	Available
(2) pairs #4 tray slides (with pilasters) per full section	G23ACC-TK2LR	Not Available	Available
(7) pairs universal tray slides (with pilasters) per full section	G23ACC-TK4LR	Available	Available

SHELVES

LEFT SECTION:			
(3) epoxy coated shelves on pins	G23ACC-SHLF1	Not Available	Available
(3) epoxy coated shelves on pilasters	G23ACC-SHLF2	Not Available	Available
(1) epoxy coated shelf with pins & clips	G23ACC-SHLF9	Not Available	Available
RIGHT SECTION:			
(3) epoxy coated shelves on pins	G23ACC-SHLF5	Not Available	Available
(3) epoxy coated shelves on pilasters	G23ACC-SHLF6	Not Available	Available
(1) epoxy coated shelf with pins & clips	G23ACC-SHLF11	Not Available	Available
LEFT OR RIGHT SECTION:			
(1) plated shelf with pins & clips (hot food cabinets only)	G23ACC-SHLF13	Available	Not Available
(5) bottle shelves with mounting hardware (Glass door models only. Fits 1 section of a 2 section unit. Requires 2 kits to outfit both sections.)	G2ACC-BTL5	Not Available	Available

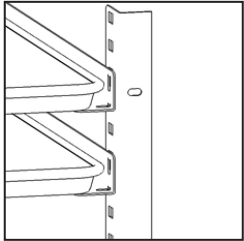
OPTIONS

DESCRIPTION	PRICE
Export Crating	Available

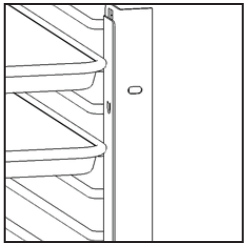
G-SERIES ACCESSORY KITS

Tray Slide & Shelf Versatility Chart

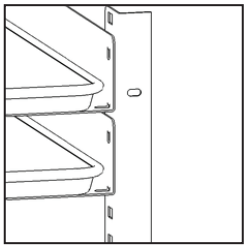
TRAY SLIDES



#1 Tray Slides Standard

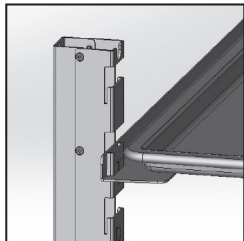


#4 Tray Slides Standard

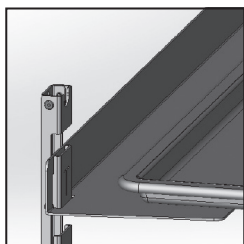


Universal Tray Slides Standard

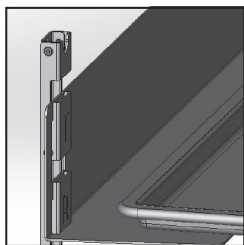
EZ-CHANGE TRAY SLIDES



#1 Tray Slides EZ-Change



Universal Tray Slides EZ-Change



Heavy-Duty Universal Tray Slides EZ-Change

NOTES:

- For all after market parts call Traulsen parts department 800-825-8220.
- The above quantities represent the maximum amount of tray slides recommended by Traulsen to achieve best air circulation and refrigeration performance.
- Optional tray slides are not available for Compact Undercounter, and Prep Tables models
- EZ-Change Interior Universal Tray Slides max weight 75 lbs. EZ-Change Heavy Duty Universal Tray Slides max weight 125 lbs.
- #1, #4, universal and HD universal EZ change tray slides are not available for 2 section G Series heated cabinets.*
- All G-Series accessory kits are pre-packaged for easy installation at the job site.

TRAY SLIDES

DESCRIPTION	SPACING			
-------------	---------	--	--	--

#1 TRAY SLIDES (NOT AVAILABLE FOR 2 SECTION G HEATED)*

16 ga. stainless steel angle type for bottom support of: (1) 18" x 26" Pan or (2) 14" x 18" Pans	2"	3"	4"	5"
Behind full height door - all models	28	19	14	11
Behind upper half height door - all models	13	9	7	5
Behind lower half height door - all models	13	9	7	5

#1 Tray Slides - EZ-Change Interior (Not available for 2 section G Heated)*

	2"	4"
Behind full height door - all models	26	13
Behind half height door - all models	12	6

#4 TRAY SLIDES - STANDARD (NOT AVAILABLE FOR 2 SECTION G HEATED)*

Plated steel rod type for rim support of: (1) 18" x 26" Pan (One pair of #4 tray slides accommodates one half section)	1-1/2"
Behind full height door - all models	38
Behind upper half height door - all models	18
Behind lower half height door - all models	18

UNIVERSAL TRAY SLIDES - STANDARD

16 ga. stainless steel angle type for bottom support of: (1) 18" x 26" Pan or (2) 14" x 18" Pans or (2) 12" x 20" Pans. For heated cabinets reduce available number of tray slides by 1 (full door and the upper section of a half-door)	4"	5"	6"
Behind full height door - all models	14	11	9
Behind upper half height door - all models	6	5	4
Behind lower half height door - all models	7	5	4

Universal Tray Slides - EZ-Change Interior (Not available for 2 Section G Heated)*. For heated cabinets reduce available number of tray slides by 1 (full door and the upper section of a half-door)

	2-1/4"	4-1/2"
Behind full height door - all models	22	11
Behind half height door - all models	11	5

Heavy-Duty Universal Tray Slides - EZ-Change Interior (Not available for 2 Section G Heated)*. For heated cabinets reduce available number of tray slides by 1 (full door and the upper section of a half-door)

	4-1/2"	9"
Behind full height door - all models	10	5
Behind half height door - all models	5	2

SHELVES (SOME SHELVES ARE NOT AVAILABLE FOR G HEATED)

CAPACITY	STD.	MAX.
Behind full height door mounted on standard shelf pins	3	9
Behind half height door mounted on standard shelf pins	3	8
Behind full height door mounted on optional pilasters	3	13 (4" spacing)
Behind half height door mounted on optional pilasters	3	12 (4" spacing)